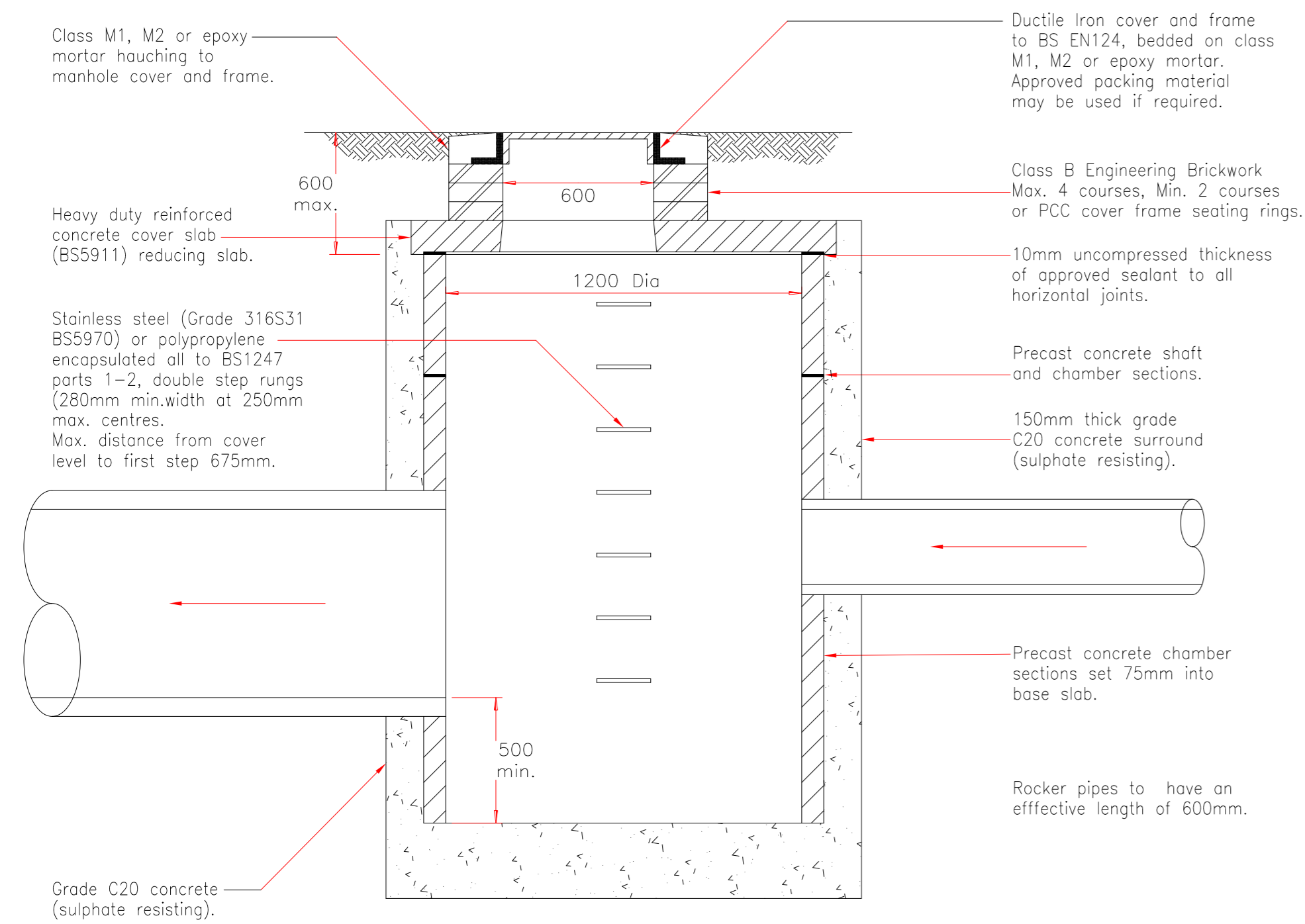
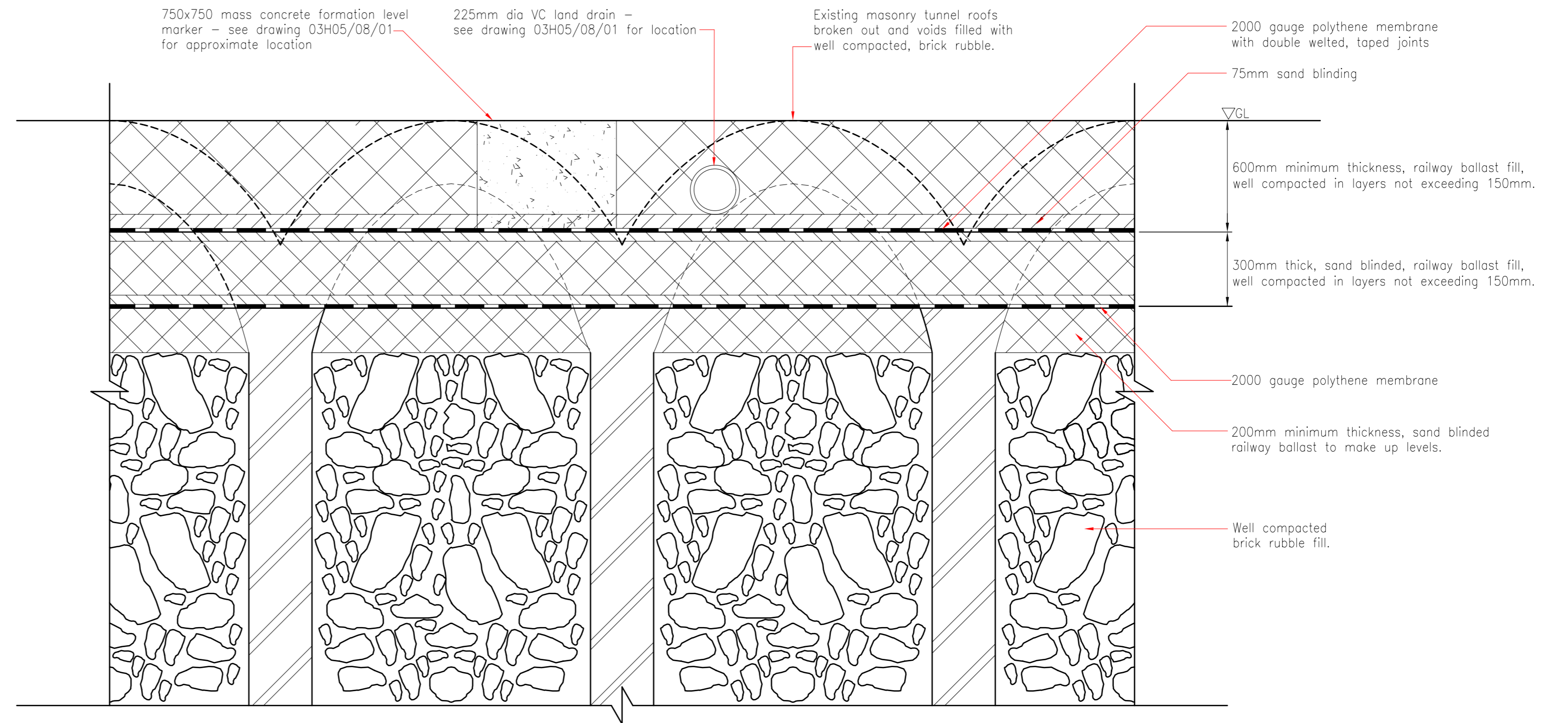


Site Plan (1:2500)
Notes

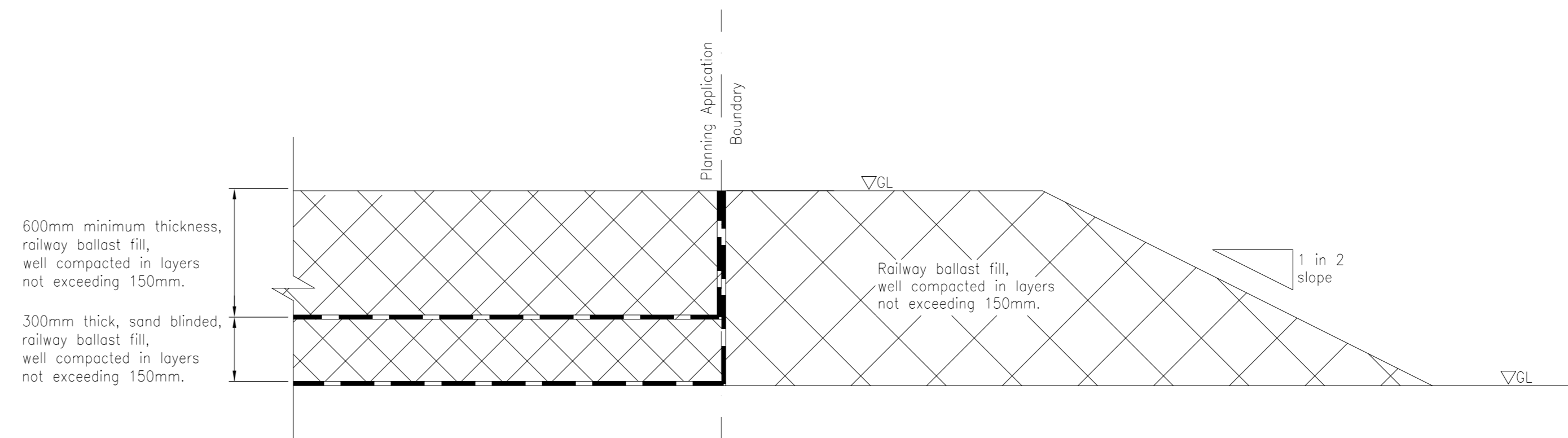
- Denotes approximate area of proposed Groundworks
- Denotes Planning Application Boundary
- Denotes approximate position of existing kilns
- Denotes Land Ownership Boundary



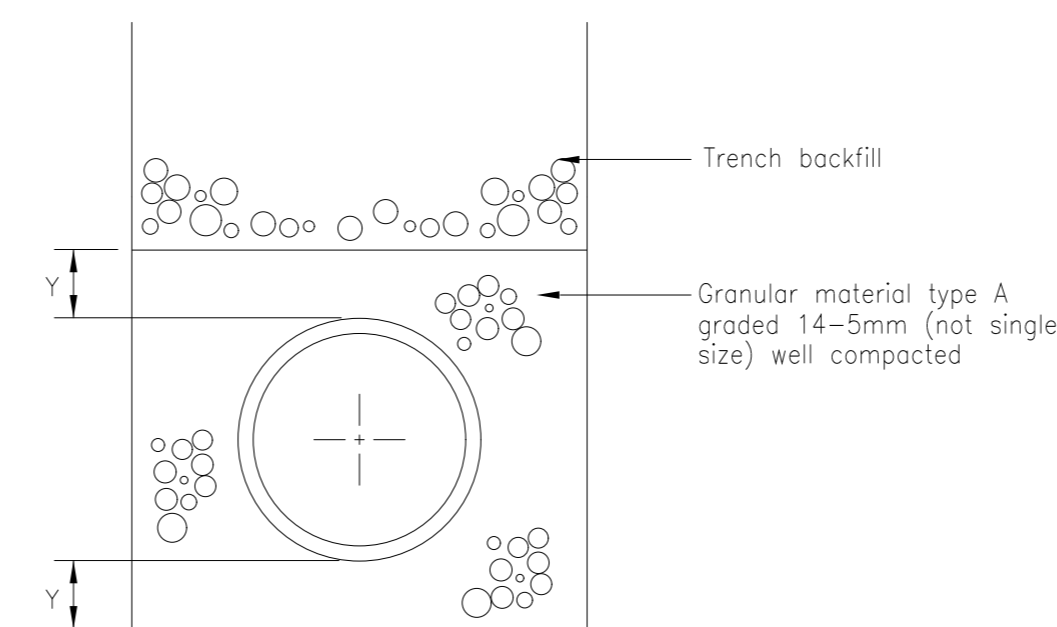
Silt Trap Details (nts)
Depth to soffit less than 2.7m



Diagrammatic Section (nts)



Detail at Edge Of Site (nts)
Where finished formation level is higher than existing ground level



Class S
design bedding factor 2.2

Pipe Bedding Details (nts)

Pipe Beddings

1. Bc = External Pipe Diameter.
D = Internal Pipe Diameter.
 2. Y = 1/4 Bc with 150mm min. under sockets in rock or mixed soils containing rock bands boulders large flints of stones or other thick irregular hard spots that result in an uneven trench bottom.
 3. Y = 1/5 Bc or 100mm whichever is the greater but not less than 50mm under sockets in soils that permit an even trench bottom to be excavated.
 4. Concrete pipe beddings and surround require a fibre board break at each socket.
 5. Trench backfill shall be type 1 stone
 6. All fill shall be placed and well compacted in layers not exceeding 225mm thick.
- All pipes with less than 0.6m of cover are to be bedded and surrounded with 150mm concrete
- Do not scale from this drawing.
- All dimensions in millimetres.

A	FIRST ISSUE	06/03	
REV	ISSUE	DATE	
DRAWING STATUS			
<input type="radio"/> PRELIMINARY	<input type="radio"/> FOR TENDER		
<input type="radio"/> FOR CLIENTS APPROVAL	<input type="radio"/> FOR CONSTRUCTION		
<input type="radio"/> FOR BUILDING REGULATIONS/PLANNING	<input type="radio"/> AS BUILT		
		4 The Pass Courtyard 43 - 45 Market Street Ashby de la Zouch Leicestershire LE65 1AG Telephone 01530 560575 Fax 01530 560657	
CLIENT			

PROJECT			
***** ***** *****			
TITLE			

DATE	DRAWN	DRAWING NO	REV
JUN 06	NM	06H05/08/02	A
SCALE	CHECKED		
AS SHOWN	KS		